

Institutional Characteristics 2016-17

Institution: Parkland College (147916)

User ID: P1479161

Overview

Institutional Characteristics Overview

Welcome to the Institutional Characteristics (IC) component. This component collects important information about your institution's mission, student services, and student charges.

Much of the data reported on IC appear on College Navigator, which is updated once after IC data has been reviewed. Thus, errors may stay on College Navigator for a full year.

Additionally, the cost of attendance data are used to calculate the net price of attendance in the Student Financial Aid component. This has important implications for what students see about your institution, and also for the College Affordability and Transparency Center's lists. **Revisions or changes to costs can ONLY be made in the Student Financial Aid component and not in the prior year revision system.**

Remember, it is the responsibility of the keyholder to submit accurate data about the institution. Please contact the IPEDS Help Desk for clarifications to make sure that you are reporting correctly.

Changes to This Year's IC Component

The following changes were implemented for the 2016-17 data collection period:

- In Part C, the question about library services has been modified.
- In Part C, questions about distance education opportunities have been modified and moved to their own screen.

Common Errors

Quality control reviews of past IC data indicate frequently made errors. Please review the common errors below to ensure accurate reporting. Additional common errors or tips can be found in the New Keyholder Handbook under Help.

- Part C, question 8 should only be marked 'YES' if your institution is **EXCLUSIVELY** distance education. Do not mark 'YES' if your courses/programs are also available in person.
- Do not try to outsmart fatal errors; this is falsifying data. Contact the Help Desk to override, or fix, the data.
- Make sure you understand ALL definitions before responding to questions. For example, make sure that you are reporting for an 'ACADEMIC YEAR' or 'PROGRAM' as defined by IPEDS.

To download the survey materials for this component: [Survey Materials](#)

To access your prior year data submission for this component: [Reported Data](#)

Institution: Parkland College (147916)

User ID: P1479161

Part A - Mission Statement

1. Provide the institution's mission statement **or** a web address (URL) where the mission statement can be found. Typed statements are limited to 2,000 characters or less. The mission statement will be available to the public on College Navigator.

Mission Statement URL:	<input data-bbox="324 399 1169 451" type="text" value="http://www.parkland.edu/about/mission.aspx"/> Please begin URL with "http://" or "https://"
------------------------	--------------------------------------------------------------------------------------------------------------------------------------------------------------

Mission Statement
<input data-bbox="110 556 1031 756" type="text"/>


Institution: Parkland College (147916)

User ID: P1479161

Part B - Services and Programs for Servicemembers and Veterans

1. Which of the following are available to veterans, military servicemembers, or their families?

<input type="checkbox"/>	<u>Yellow Ribbon Program</u> (officially known as Post-9/11 GI Bill, Yellow Ribbon Program)
<input checked="" type="checkbox"/>	<u>Credit for military training</u>
<input checked="" type="checkbox"/>	Dedicated point of contact for support services for veterans, military servicemembers, and their families
<input checked="" type="checkbox"/>	Recognized student veteran organization
<input checked="" type="checkbox"/>	Member of <u>Department of Defense Voluntary Educational Partnership Memorandum of Understanding</u>
<input type="checkbox"/>	None of the above

 **You may use the space below to provide context for the data you've reported above. These context notes will be posted on the College Navigator website, and should be written to be understood by students and parents.**

Institution: Parkland College (147916)

User ID: P1479161

Part C - Student Services - Special Learning Opportunities

1. Does your institution accept any of the following? [Check all that apply]

<input checked="" type="checkbox"/>	<u>Dual credit</u> (college credit earned while in high school)
<input checked="" type="checkbox"/>	<u>Credit for life experiences</u>
<input checked="" type="checkbox"/>	<u>Advanced placement (AP) credits</u>
<input type="checkbox"/>	None of the above

2. What types of special learning opportunities are offered by your institution? [Check all that apply]

<input checked="" type="checkbox"/>	ROTC		
	<input checked="" type="checkbox"/> Army	<input checked="" type="checkbox"/> Navy	<input checked="" type="checkbox"/> Air Force
<input checked="" type="checkbox"/>	<u>Study abroad</u>		
<input type="checkbox"/>	<u>Weekend/evening college</u>		
<input type="checkbox"/>	<u>Teacher certification</u> (for the elementary, middle school/junior high, or secondary level) Do not include certifications to teach at the postsecondary level.		
	<input type="checkbox"/>	Students can complete their preparation in certain areas of specialization	
	<input type="checkbox"/>	Students must complete their preparation at another institution for certain areas of specialization	
	<input type="checkbox"/>	This institution is approved by the state for the initial certification or licensure of teachers	
<input type="checkbox"/>	None of the above		

Institution: Parkland College (147916)

User ID: P1479161

Part C - Student Services: Other Student Services

4. Which of the following selected student services are offered by your institution? [Check all that apply]

<input checked="" type="checkbox"/>	<u>Remedial services</u>
<input checked="" type="checkbox"/>	Academic/career <u>counseling services</u>
<input checked="" type="checkbox"/>	<u>Employment services for current students</u>
<input checked="" type="checkbox"/>	<u>Placement services for program completers</u>
<input checked="" type="checkbox"/>	On-campus <u>day care</u> for children of students
<input type="checkbox"/>	None of the above

5. Which of the following academic library resource or service does your institution provide? [Check all that apply]

<input checked="" type="checkbox"/>	Physical facilities
<input checked="" type="checkbox"/>	An organized collection of printed materials
<input checked="" type="checkbox"/>	Access to digital/electronic resources
<input checked="" type="checkbox"/>	A staff trained to provide and interpret library materials
<input checked="" type="checkbox"/>	Established library hours
<input checked="" type="checkbox"/>	Access to library collections that are shared with other institutions
<input type="checkbox"/>	None of the above

6. Indicate whether or not any of the following alternative tuition plans are offered by your institution.

<input type="radio"/>	No
<input checked="" type="radio"/>	Yes
<input type="checkbox"/>	<u>Tuition guarantee</u>
<input type="checkbox"/>	<u>Prepaid tuition plan</u>
<input checked="" type="checkbox"/>	<u>Tuition payment plan</u>
<input type="checkbox"/>	Other (specify in box below)

 **You may use the space below to provide context for the alternative tuition plans you've reported above. These context notes will be posted on the College Navigator website, and should be written to be understood by students and parents.**

Institution: Parkland College (147916)

User ID: P1479161

Part C - Student Services - Distance Education Opportunities**7. Does your institution offer distance education courses?**

<input type="radio"/>	No
<input checked="" type="radio"/>	Yes

8. Are all the programs at your institution offered exclusively via distance education programs?

<input checked="" type="radio"/>	No
<input type="radio"/>	Yes

9. Please indicate at what level(s) your institution offers distance education opportunities (courses and/or programs).

<input checked="" type="checkbox"/>	Undergraduate
<input type="checkbox"/>	Graduate
<input type="checkbox"/>	The institution does not offer distance education opportunities


Institution: Parkland College (147916)

User ID: P1479161

Part C - Student Services: Disability Service

10. Please indicate the percentage of all undergraduate students enrolled during fall 2015 who were formally registered as students with disabilities with the institution's office of disability services (or the equivalent office).

<input type="radio"/>	3 percent or less	
<input checked="" type="radio"/>	More than 3 percent:	<input type="text" value="5"/> %

 You may use the space below to provide context for the data you've reported above. These context notes will be posted on the College Navigator website, and should be written to be understood by students and parents.

Institution: Parkland College (147916)

User ID: P1479161

Part D - Student Charges Questions

1. Are all full-time, first-time degree/certificate-seeking students required to live on campus or in institutionally-controlled housing?

*If you answer **Yes** to this question, you will not be asked to report off-campus room and board in the price of attendance (D11).*

This is only a screening question, and your response does not show up on College Navigator.

*If you make any exceptions to this rule, and have even one full-time, first-time student living off-campus, please answer **No** so that this does not cause conflicts with the Student Financial Aid survey. Making changes to the SFA component is very difficult and may lead to inaccurate reporting for your institution.*



No

Yes, and we do not make **ANY** (even one) exceptions to this rule

2. Does your institution charge different tuition for in-district, in-state, or out-of-state students?

*If you answer **Yes** to this question, you will be expected to report tuition amounts for in-district, in-state, and out-of-state students.*

*Please only select **Yes** if you really charge different tuition rates, or you will be reporting the same numbers 3 times.*



No



Yes

3. Does your institution offer institutionally-controlled housing (either on or off campus)?

*If you answer **Yes** to this question, you will be expected to specify a housing capacity, and to report a room charge or a combined room and board charge (D10).*



No



Yes

Specify housing capacity for academic year 2016-17

4. Do you offer board or meal plans to your students?

*If you answer **Yes** to this question, you will be expected to report a board charge or combined room and board charge (D10).*



No



Yes - Enter the number of meals per week in the maximum meal plan available




Yes - Number of meals per week can vary (e.g., students' charge meals against a meal card)




Institution: Parkland College (147916)

User ID: P1479161

Part D - Undergraduate Student ChargesIf the institution charges an application fee, indicate the amount.

	 Amount	Prior year
Undergraduate application fee	<input type="text" value="0"/>	0

5. Charges to full-time undergraduate students for the full academic year 2016-17*Please be sure to report an average tuition that includes all students at all levels (freshman, sophomore, etc.).*

	<u>In-district</u>	Prior year	<u>In-state</u>	Prior year	<u>Out-of-state</u>	Prior year
All full-time <u>undergraduate students</u>						
Average <u>tuition</u>	<input type="text" value="4,095"/>	3,480	<input type="text" value="10,485"/>	9,090	<input type="text" value="15,255"/>	13,890
Required fees	 <input type="text" value="615"/>	465	 <input type="text" value="615"/>	465	 <input type="text" value="615"/>	465

6. Per credit hour charge for part-time undergraduate students*Please be sure to report an average per credit tuition that includes all students at all levels (freshman, sophomore, etc.).*

	<u>In-district</u>	Prior year	<u>In-state</u>	Prior year	<u>Out-of-state</u>	Prior year
Per credit hour charge	<input type="text" value="137"/>	116	<input type="text" value="350"/>	303	<input type="text" value="509"/>	463

Institution: Parkland College (147916)

User ID: P1479161


Part D - Student Charges - Price of Attendance**11. Cost of attendance for full-time, first-time undergraduate students:**

Please enter the amounts requested below. These data will be made available to the public on College Navigator. If your institution participates in any Title IV programs (Pell, Stafford, etc.), you must complete all information.

*Estimates of expenses for books and supplies, room and board, and other expenses are those from the **Cost of Attendance report** used by the financial aid office in determining financial need. Please talk to your financial aid office to get these numbers, to ensure that you are reporting correctly.*

? If the **2016-17 tuition and/or fees as reported on this page** for *full-time, first-time* students are covered by a tuition guarantee program, check the applicable box(es) under 'Tuition Guarantee'. Additionally, please indicate the maximum % increase that is guaranteed. *These numbers are expected to be fairly small. Please contact the Help Desk if you are confused about these values and how to report them.*

Charges for full academic year	2013-14	2014-15	2015-16	2016-17		
Published <u>tuition</u> and <u>required fees</u>:					? <u>Tuition Guarantee</u> (check only if applicable to entering students in 2016-17)	Guaranteed increase %
<u>In-district</u>						
Tuition	3,270	3,480	3,480	4,095	<input type="checkbox"/>	<input type="text"/>
Required fees	255	465	465	615	<input type="checkbox"/>	<input type="text"/>
Tuition + fees total	3,525	3,945	3,945	4,710		
<u>In-state</u>						
Tuition	8,550	9,090	9,090	10,485	<input type="checkbox"/>	<input type="text"/>
Required fees	255	465	465	615	<input type="checkbox"/>	<input type="text"/>
Tuition + fees total	8,805	9,555	9,555	11,100		
<u>Out-of-state</u>						
Tuition	13,050	13,890	13,890	15,255	<input type="checkbox"/>	<input type="text"/>
Required fees	255	465	465	615	<input type="checkbox"/>	<input type="text"/>
Tuition + fees total	13,305	14,355	14,355	15,870		
<u>Books and supplies</u>	1,500	1,200	1,200	1,200		
Off-campus (not with family):						
<u>Room and board</u>	5,000	5,500	5,500	5,500		
<u>Other expenses</u>	3,000	3,300	3,300	3,300		
Room and board and other expenses	8,000	8,800	8,800	8,800		
Off-campus (with family):						
<u>Other expenses</u>	3,000	3,300	3,300	3,300		

 **You may use the space below to provide context for the data you've reported above. These context notes will be posted on the College Navigator website, and should be written to be understood by students and parents.**

Institution: Parkland College (147916)

User ID: P1479161

Part E - Athletic Association

1. Is this institution a member of a national athletic association?

<input type="radio"/>	No
<input checked="" type="radio"/>	Yes - Check all that apply
<input type="checkbox"/>	National Collegiate Athletic Association (NCAA)
<input type="checkbox"/>	National Association of Intercollegiate Athletics (NAIA)
<input checked="" type="checkbox"/>	National Junior College Athletic Association (NJCAA)
<input type="checkbox"/>	United States Collegiate Athletic Association (USCAA)
<input type="checkbox"/>	National Christian College Athletic Association (NCCAA)
<input type="checkbox"/>	Other

2. If this institution is a member of the NCAA or NAIA, specify the conference FOR EACH SPORT using the pull down menu.

Sport	NCAA or NAIA member				Conference
	<input checked="" type="radio"/>	No	<input type="radio"/>	Yes-Specify	
Football	<input checked="" type="radio"/>	No	<input type="radio"/>	Yes-Specify	Select One
Basketball	<input checked="" type="radio"/>	No	<input type="radio"/>	Yes-Specify	Select One
Baseball	<input checked="" type="radio"/>	No	<input type="radio"/>	Yes-Specify	Select One
Cross country and/or track	<input checked="" type="radio"/>	No	<input type="radio"/>	Yes-Specify	Select One

Institution: Parkland College (147916)

User ID: P1479161

Prepared by**This survey component was prepared by:**

<input checked="" type="radio"/>	Keyholder	<input type="radio"/>	SFA Contact	<input type="radio"/>	HR Contact
<input type="radio"/>	Finance Contact	<input type="radio"/>	Academic Library Contact	<input type="radio"/>	Other

Name: Email:

How long did it take to prepare this survey component?

hours

 minutes

The name of the preparer is being collected so that we can follow up with the appropriate person in the event that there are questions concerning the data. The Keyholder will be copied on all email correspondence to other preparers.

The time it took to prepare this component is being collected so that we can continue to improve our estimate of the reporting burden associated with IPEDS. Please include in your estimate the time it took for you to review instructions, query and search data sources, complete and review the component, and submit the data through the Data Collection System.

Thank you for your assistance.

Institution: Parkland College (147916)

User ID: P1479161

Summary

Institutional Characteristics Component Summary Academic Year Reporters

IPEDS collects important information regarding your institution. All data reported in IPEDS survey components become available in the IPEDS Data Center and appear as aggregated data in various Department of Education reports. Additionally, some of the reported data appears specifically for your institution through the College Navigator website and is included in your institution's Data Feedback Report (DFR). The purpose of this summary is to provide you an opportunity to view some of the data that, when accepted through the IPEDS quality control process, will appear on the College Navigator website and/or your DFR. College Navigator is updated approximately three months after the data collection period closes and Data Feedback Reports will be available through the [Data Center](#) and sent to your institution's CEO in November 2016.

Please review your data for accuracy. If you have questions about the data displayed below after reviewing the data reported on the survey screens, please contact the IPEDS Help Desk at: 1-877-225-2568 or ipedshelp@rti.org.

GENERAL INFORMATION	
Mission Statement	http://www.parkland.edu/about/mission.aspx
Does your institution offer distance education courses?	Yes
Are all the programs at your institution offered exclusively via distance education programs?	No
Special Learning Opportunities	ROTC (Army Navy Air Force) Study abroad
Student Services	Remedial services Academic/career counseling services Employment services for current students Placement services for program completers On-campus day care for children of students
Credit Accepted	Dual credit (college credit earned while in high school) Credit for life experiences Advanced placement (AP) credits
Undergraduate students enrolled who are formally registered with office of disability services	5%

PRICING INFORMATION					
Estimated expenses for academic year for full-time, first-time students		2013-14	2014-15	2015-16	2016-17
	In-district tuition and fees	\$3,525	\$3,945	\$3,945	\$4,710
	In-state tuition and fees	\$8,805	\$9,555	\$9,555	\$11,100
	Out-of-state tuition and fees	\$13,305	\$14,355	\$14,355	\$15,870
	Books and supplies	\$1,500	\$1,200	\$1,200	\$1,200
	Off-campus room and board	\$5,000	\$5,500	\$5,500	\$5,500
	Off-campus other expenses	\$3,000	\$3,300	\$3,300	\$3,300
	Off-campus with family other expenses	\$3,000	\$3,300	\$3,300	\$3,300

Average undergraduate student tuition and fees for academic year 2016-17		Tuition	Fees
	In-district	\$4,095	\$615
	In-state	\$10,485	\$615
	Out-of-state	\$15,255	\$615
Alternative tuition plans		Tuition payment plan	

Institution: Parkland College (147916)

User ID: P1479161

[Edit Report](#)**Institutional Characteristics****Parkland College (147916)**

Source	Description	Severity	Resolved	Options
--------	-------------	----------	----------	---------

Screen: Undergrad Tuition

Screen Entry	This value is expected to be within 20% of the prior year amount. Please correct your data or explain. (Error #11110)	Explanation	Yes	
Reason:	This is correct. The increase to fees was higher than normal this FY.			
Screen Entry	This value is expected to be within 20% of the prior year amount. Please correct your data or explain. (Error #11110)	Explanation	Yes	
Reason:	This is correct. The increase to fees was higher than normal this FY.			
Screen Entry	This value is expected to be within 20% of the prior year amount. Please correct your data or explain. (Error #11110)	Explanation	Yes	
Reason:	This is correct. The increase to fees was higher than normal this FY.			